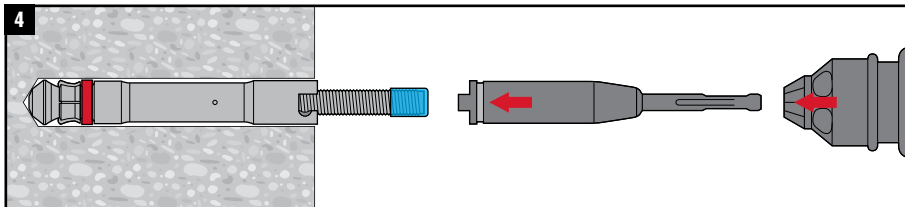
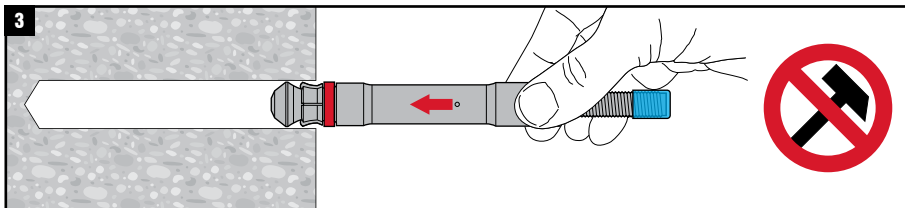



**1.1**

HDA-P	TE-Y (SDS max)
HDA-P M16x190/40 DUC	TE-Y-HDA-B 30x190
HDA-P M16x190/60 DUC	TE-Y-HDA-B 30x190



**4.1**

HDA-P	TE-Y (SDS max)
HDA-P M16 DUC	TE 70, TE 75, TE 76, TE 80

